



ASW

## ASW

### HIT AND MISS DAMPERS, MADE OF SHEET STEEL, FOR INSTALLATION INTO RECTANGULAR DUCTS

Hit and miss damper with airflow straighteners

- Nominal sizes 225 x 75 to 1225 x 325 mm
- Perimeter angle section frame

## Application

### Application

- Type ASW hit and miss damper for supply air and extract air
- Adjustable segments for volume flow rate balancing
- Airflow straighteners create a homogeneous and uniform airflow
- For installation into rectangular ducts

### Nominal sizes

- Nominal length: 225, 325, 425, 525, 625, 825, 1025, 1225 mm
- Nominal height: 75, 125, 225, 325, 425, 525 mm

## Description

### Parts and characteristics

- Angle section frame
- Hit and miss damper for flow adjustment
- Airflow straighteners on the hit and miss damper elements for achieving a uniform air discharge

### Construction features

- Angle section frame without fixing holes

### Materials and surfaces

- Angle section frame and hit and miss damper elements made of sheet steel
- Angle section frame and hit and miss damper elements dip coated RAL 9005, jet black

### Maintenance


- Maintenance-free as construction and materials are not subject to wear
- Inspection and cleaning to VDI 6022

## TEKNISK INFORMATION

Function, Technical data, Specification text, Order code



### Schematic illustration of ASW



- ① Hit and miss damper, blade for flow adjustment
- ② Airflow straightener

<b>Nominal sizes</b>	225 × 75 to 1225 × 525 mm
----------------------	---------------------------

Damper units, rectangular, made of galvanised sheet steel, for supply and extract air. Installation preferably in rectangular ducts.

Ready-to-install component which consists of an angle section frame and hit and miss damper elements with airflow straighteners for flow adjustment and for achieving a uniform air discharge.

#### Materials and surfaces

- Angle section frame and hit and miss damper elements made of sheet steel
- Angle section frame and hit and miss damper elements dip coated RAL 9005, jet black

#### Technical data

- Nominal sizes: 225 × 75 to 1225 × 525 mm

#### Sizing data

- $V$  \_\_\_\_\_ [m<sup>3</sup>/h]
- $\Delta p_t$  \_\_\_\_\_ [Pa]

#### Air-regenerated noise

- $L_{WA}$  \_\_\_\_\_ [dB(A)]

This specification text describes the general properties of the product. Texts for variants can be generated with our Easy Product Finder design programme.

Order example: ASW/625×225

Nominal size	625 × 225 mm
--------------	--------------

# ASW / 825×125



**1** Type

ASW Hit and miss damper

**2** Nominal size [mm]

L × H

## Dimensions and weight

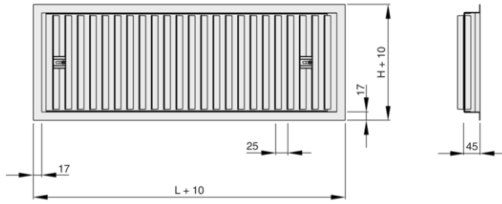


The weight table shows the available nominal sizes

### ASW

H	L [mm]							
	225	325	425	525	625	825	1025	1225
H	m							
mm	kg							
75	0.4	0.5	0.6	0.8	0.9	1.2	1.4	1.7
125	0.5	0.7	0.9	1.1	1.3	1.7	2.1	2.5
225		1.2	1.5	1.8	2.2	2.8	3.4	4.1
325			2.1	2.6	3.0	3.9	4.7	5.6

### ASW



L Nominal length  
H Nominal height

## Installation details, Commissioning, Basic information and nomenclature

### Installation and commissioning

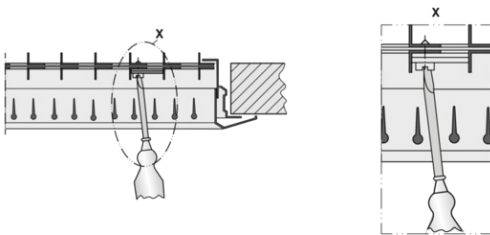
- Installation preferably in rectangular ducts
- Fix the angle section frame with screws or rivets

### Volume flow rate balancing

When several ventilation grilles are installed on the same duct, it may be necessary to balance the volume flow rates.

- Damper unit with hit and miss damper, adjustable, secured with a locking screw

### Volume flow rate balancing -S



Attachments -AS, -KS, -RS and Type ASW

**Principal dimensions**

**L [mm]**

Nominal length of the ventilation grille

**H [mm]**

Nominal height of the ventilation grille

**m [kg]**

Weight

**Nomenclature**

**L<sub>WA</sub> [dB(A)]**

Sound power level of the air-regenerated noise

**V [m<sup>3</sup>/h] and [l/s]**

Volume flow rate

**Δp<sub>t</sub> [Pa]**

Total differential pressure

**l<sub>s</sub> [m]**

Distance from single grille or horizontal run section (throw distance)