


...



MINI PLEAT FILTER  
PANELS, TYPE MFP



TESTED TO VDI 6022

Tested to VDI 6022



EUROVENT-  
ZERTIFIZIERUNG

Eurovent certification

## TYPE MFP

### FOR THE MOST DEMANDING REQUIREMENTS OF AIR CLEANLINESS AND STERILITY

Prefilters or final filters for the separation of fine dust and suspended particles. Used for industrial, research, medical, pharmaceutical, and nuclear engineering applications.

- Filter groups ISO ePM10, ISO ePM1 (fine dust filter) and EPA, HEPA (particulate filter)
- Performance data tested according to ISO 16890 or to EN 1822-1 and ISO 29463-2 to ISO 29463-5
- Eurovent certification for fine dust filters
- Meets the hygiene requirements of VDI 6022
- Filter media for special requirements, glass fibre papers with spacers made of thermoplastic hot-melt adhesive
- Low initial differential pressure due to ideal pleat position and largest possible filter area
- Perfect adjustment to individual requirements due to different pleat depths, filter frame made of various materials
- Fitting into ceiling mounted or wall mounted particulate filters (types TFC, TFW, TFM, TFP), ducted particulate filters (types KSF, KSFS), duct casings for particulate filters (type DCA), or operating theatre ceilings
- Automatic filter scan test for all filters from filter class H14

## Introduction ^

### Application

- Mini Pleat filter panel type MFP for the separation of fine dust and suspended particles such as aerosols, toxic dusts, viruses and bacteria from the supply and extract air in ventilation systems with large volume flow rates and the requirement for long filter life
- Fine dust filter: Prefilter or final filter for the separation of fine dust in ventilation systems.
- Particulate filter: Main or final filter used for the most critical requirements of air cleanliness and sterility in areas such as industry, research, medicine, pharmaceuticals, and nuclear engineering

### Special characteristics

- Leakage test is standard for all particulate filters of classes H13, H14

### Classification

- Eurovent certification for fine dust filters
- Constructions ALN, ALZ, ALY, ALU and ALV meet hygiene requirements

### Nominal sizes

- B × H × D [mm]

## Description v

---

## Construction

- PLA: Frame made of plastic (depth 48, 96 and 150 mm)
- MDFF: Frame made of MDF, with header frame (depth 60 mm)
- MDF: Frame made of MDF (depth 60, 78, 150 and 292 mm)
- GAL: Frame made of galvanised steel (depth 60, 150 and 292 mm)
- STA: Frame made of stainless steel (depth 60, 150 and 292 mm)
- ALN: Frame made of extruded aluminium sections (depth 30 mm)
- ALZ: Frame made of extruded aluminium sections (depth 78 mm)
- ALY: Frame made of extruded aluminium sections (depth 150 mm)
- ALU: Frame made of extruded aluminium sections (depth 91 mm)
- ALV: Frame made of extruded aluminium sections (depth 85 mm)

## Options

- FT: Pleat depth
- PU: Protection grid on the upstream side
- PD: Protection grid on the downstream side
- PB: Protection grid on both sides
- FNU: Flat seal on the upstream side
- FND: Flat seal on the downstream side
- FNB: Flat seal on both sides
- TGU: Test groove seal on the upstream side (only for filterclasses H13, H14)
- CSU: Continuous seal on the upstream side
- CSD: Continuous seal on the downstream side
- CSB: Continuous seal on both sides
- GPU: Fluid seal (only for ALU/ALV)
- WS: Without seal
- OT: Oil mist test (only for filter classes H13, H14)
- OTC: Oil mist test with certificate (only for filter classes H13,H14)
- ST: Scan test (only for filter classes H13, H14)

## Useful additions

- Filter wall (SIF)
- Universal casing (UCA)
- Ducted particulate filter, available as one unit (KSF, KSFS) or as a filter unit system (KSFSSP)
- Duct casing for particulate filters (DCA)
- Ceiling mounted particulate filter (TFC)
- Wall mounted particulate filter (TFW)
- Particulate filter module (TFM)
- Pharmaceutical clean room terminal filter (TFP)

## Construction features

- Perimeter flat seal on the upstream side for constructions MDF, GAL, STA, ALN, ALZ and ALY
- Some constructions with optional foamed continuous seal or with a test groove seal (filter classes H13, H14) on the upstream side; the flat section or continuous seal can also be fitted on the downstream side or on both sides
- As standard, constructions ALU/ALV are fitted with a fluid seal
- Protection grid made of expanded metal, can be fitted on the downstream or upstream side or both sides as required

## Materials and surfaces

- Filter media made of high-quality, moisture-resistant glass fibre papers, pleated
- Spacers provide a uniform spacing of the pleats
- Joint sealing compound made of permanently elastic two-component polyurethane adhesive
- Frame made of either plastic, MDF, galvanised sheet steel, stainless steel, or extruded aluminium sections

## Standards and guidelines

- Test according to ISO 16890; international standard for general room air distribution; classification of arrestance efficiency based on the measured fractional arrestance efficiency, which is processed into a reporting system for the fine dust arrestance efficiency (ePM)
- For fine dust filters, the fractional arrestance efficiency of a certain size range is determined by aerosols (DEHS and KCI)
- The filters are classified into filter groups ISO ePM10 and ISO ePM1 depending on the tested values
- Testing of particulate filters to EN 1822 (EPA, HEPA and ULPA filters): European standard for the testing of filtration performance in the factory, particle counting method using a liquid test aerosol
- Uniform classification of particulate filters according to efficiency, using a test aerosol whose average particle size lies within the minimum efficiency (MPPS)
- Particulate filters are classified according to the values determined for the local filtration efficiency and the overall filtration efficiency as EPA (filter classes E10, E11, E12), HEPA (filter classes H13, H14) or ULPA (filter classes U15, U16, U17)

- Constructions ALN, ALZ, ALY, ALU and ALV meet the hygiene requirements of VDI 6022, VDI 3803, DIN 1946, part 4, ÖNORM H 6020, SWKI VA 104-01, SWKI 99-3, and EN 16798

## TEKNISK INFORMATION

Technical data, SPECIFICATION TEXT, Order code



Fractional efficiency ePM10 [%] to ISO 16890	75	–	–
Fractional efficiency ePM1 [%] to ISO 16890	–	65	90
Initial differential pressure [Pa] at nominal volume flow rate	90	110	150
Recommended final differential pressure [Pa]	450	450	450
Max. operating temperature [°C]	80	80	80
Maximum relative humidity [%]	100	100	100

Filter class according to EN 1822	E11	H13	H14
Efficiency [%] according to EN 1822	> 95	> 99.95	> 99.995
Initial differential pressure [Pa] at nominal volume flow rate	125	250	120/140
Recommended final differential pressure [Pa]	300	600	300
Max. operating temperature [°C]	80	80	80
Maximum relative humidity [%]	100	100	100

Specification text

Mini Pleat filter panels MFP for the separation of fine dust and suspended particles such as aerosols, toxic dusts, viruses and bacteria from the supply and extract air in ventilation systems. Use as fine dust filters, i.e. as prefilters or final filters in ventilation systems; or as particulate filters, i.e. main or final filters for the most critical requirements of air cleanliness and sterility in areas such as industry, research, medicine, pharmaceuticals, and nuclear engineering. Compact depth construction, suitable for systems with high volume flow rates and a requirement for long filter life. The filter media are made of high-quality, moisture-resistant glass fibre papers, with spacers made of thermoplastic hot-melt adhesive. Low initial differential pressure due to ideal pleat position and largest possible filter area. Mini Pleat filter panels available in standard and special sizes, in variable pleat depths, filter groups ISO ePM10, ISO ePM2.5, ISO ePM1 (fine dust filter) and EPA, HEPA, ULPA (particulate filter). Depending on the frame design, Mini Pleat filter panels are fitted with no seal, with a flat seal on the upstream side, or with a fluid seal. Some constructions are available with an optional foamed continuous seal on one or both sides, with a test groove seal on the upstream side, or with a protection grid, fitting as required. Mini Pleat filter panels used as fine dust filters are certified by Eurovent. Constructions with a frame made of extruded aluminium sections meet the hygiene requirements of VDI 6022.

Special Characteristics

- Leakage test is standard for all particulate filters of classes H13, H14

Materials and surfaces

- Filter media made of high-quality, moisture-resistant glass fibre papers, pleated
- Spacers provide a uniform spacing of the pleats
- Joint sealing compound made of permanently elastic two-component polyurethane adhesive
- Frame made of either plastic, MDF, galvanised sheet steel, stainless steel, or extruded aluminium sections

Construction

- PLA: Frame made of plastic (depth 48, 96 and 150 mm)
- MDFF: Frame made of MDF, with header frame (depth 60 mm)
- MDF: Frame made of MDF (depth 60, 78, 150 and 292 mm)
- GAL: Frame made of galvanised steel (depth 60, 150 and 292 mm)
- STA: Frame made of stainless steel (depth 60, 150 and 292 mm)
- ALN: Frame made of extruded aluminium sections (depth 30 mm)
- ALZ: Frame made of extruded aluminium sections (depth 78 mm)
- ALY: Frame made of extruded aluminium sections (depth 150 mm)
- ALU: Frame made of extruded aluminium sections (depth 91 mm)
- ALV: Frame made of extruded aluminium sections (depth 85 mm)

Sizing data

- Filter group [ISO 16890]
- Efficiency [%]
- Filter class [EN 1822]
- Volume flow rate [m³/h]
- Initial differential pressure [Pa]
- Nominal size [mm]

MFP	-	ePM1	-	90%	-	MDF	/	610 x 610 x 78	x	50	/	PD	/	FNU	/	ST
1		2		3		4		5		6		7		8		9

1 Type  
MFP Mini Pleat filter panel

2 Filter class  
ePM10 Fractional efficiency ePM10 to ISO 16890  
ePM1 Fractional efficiency ePM1 to ISO 16890  
E11 Particulate filter according to EN 1822  
H13 Particulate filter according to EN 1822  
H14 Particulate filter according to EN 1822

3 Efficiency [%]  
according to ISO 16890 (not with E11, H13, H14)

4 Construction  
PLA Frame made of plastic  
MDFF Frame made of MDF, with header frame  
MDF Frame made of MDF  
GAL Frame made of galvanised steel  
STA Frame made of stainless steel  
ALN Frame made of extruded aluminium sections (depth 30 mm)  
ALZ Frame made of extruded aluminium sections (depth 78 mm)  
ALY Frame made of extruded aluminium sections (depth 150 mm)  
ALU Frame made of extruded aluminium sections (depth 91 mm)  
ALV Frame made of extruded aluminium sections (depth 85 mm)

5 Nominal size [mm]  
B × H × T

6 Pleat depth [mm]  
FT

7 Protection grid  
No entry: none  
PU Protection grid on the upstream side  
PD Protection grid on the downstream side (Standard in ALN)  
PB Protection grid on both sides

8 Seal  
WS without seal  
FNU Flat seal on the upstream side  
FND Flat seal on the downstream side  
FNB Flat seal on both sides  
TGU Test groove seal on the upstream side  
CSU Continuous seal on the upstream side  
CSD Continuous seal on the downstream side  
CSB Continuous seal on both sides  
GPU Fluid seal (only for ALU/ALV)

9 Testing  
No entry: no leakage test  
OT Oil mist test (only for filter classes H13, H14)  
OTC Oil mist test with certificate (only for filter classes H13, H14)  
ST Scan test (only for filter classes H13, H14)

**MFP-H13-MDF/610×610×78×50/PD/FNU/ST**  
**Filter class** H13 Particulate filter according to EN 1822  
**Construction** Frame made of MDF  
**Nominal size** 610 × 610 × 78 mm  
**Pleat depth** 50  
**Protection grid** downstream side  
**Seal** Flat seal on the upstream side  
**Test** scan test

①				②			④	⑤	
B [mm]	H [mm]	T [mm]	Pleat depth	Filter class	qv [l/s]	qv [m³/h]	ΔpA [Pa]	m²	kg
287	592	48	40	ePM10 75 %	306	1100	90	3,5	1
490	592	48	40	ePM10 75 %	564	2030	90	6,2	2
592	592	48	40	ePM10 75 %	694	2500	90	7,5	2
287	287	48	40	ePM1 65%	139	500	110	1,7	1
287	592	48	40	ePM1 65%	306	1100	110	3,5	1
490	592	48	40	ePM1 65%	564	2030	110	6,2	2
592	592	48	40	ePM1 65%	694	2500	110	7,5	2
287	287	48	40	ePM1 90 %	139	500	150	1,7	1
287	592	48	40	ePM1 90 %	306	1100	150	3,5	1
490	592	48	40	ePM1 90 %	564	2030	150	6,2	2
592	592	48	40	ePM1 90 %	694	2500	150	7,5	2

①				②			④	⑤	
B [mm]	H [mm]	T [mm]	Pleat depth	Filter class	qv [l/s]	qv [m³/h]	ΔpA [Pa]	m²	kg
287	287	96	80	ePM10 75 %	186	670	90	2,4	1
287	592	96	80	ePM10 75 %	417	1500	90	5	2
490	592	96	80	ePM10 75 %	769	2770	90	8,8	3
592	592	96	80	ePM10 75 %	944	3400	90	10,7	4
287	287	96	80	ePM1 65 %	186	670	110	2,4	1
287	592	96	80	ePM1 65 %	417	1500	110	5	2
490	592	96	80	ePM1 65 %	769	2770	110	8,8	3
592	592	96	80	ePM1 65 %	944	3400	110	10,7	4
287	287	96	80	ePM1 90 %	186	670	150	2,4	1
287	592	96	80	ePM1 90 %	417	1500	150	5	2
490	592	96	80	ePM1 90 %	769	2880	150	8,8	3
592	592	96	80	ePM1 90 %	944	3400	150	10,7	4

①				②			③	④	⑤
B [mm]	H [mm]	T [mm]	Pleat depth	Filter class	qv [l/s]	qv [m³/h]	ΔpA [Pa]	m²	kg
287	287	150	120	ePM10 75%	150	540	90	2,2	1
287	592	150	120	ePM10 75%	378	1360	90	5,1	3
490	592	150	120	ePM10 75%	756	2720	90	9,6	4
592	592	150	120	ePM10 75%	944	3400	90	11,8	5
287	287	150	120	ePM1 65%	150	540	110	2,2	1
287	592	150	120	ePM1 65%	378	1360	110	5,1	3
490	592	150	120	ePM1 65%	756	2720	110	9,6	4
592	592	150	120	ePM1 65%	944	3400	110	11,8	5
287	287	150	120	ePM1 90 %	150	540	150	2,2	1
287	592	150	120	ePM1 90 %	378	1360	150	5,1	3
490	592	150	120	ePM1 90 %	756	2720	150	9,6	4
592	592	150	120	ePM1 90 %	944	3400	150	11,8	5

①				②			④	⑤	
B [mm]	H [mm]	T [mm]	Pleat depth	Filter class	qv [l/s]	qv [m³/h]	ΔpA [Pa]	m²	kg
287	592	60	46	ePM10 75 %	303	1090	90	3,2	2
592	592	60	46	ePM10 75 %	694	2500	90	7,3	4
287	592	60	46	ePM1 65%	303	1090	110	3,2	2
592	592	60	46	ePM1 65%	694	2500	110	7,3	4
287	592	60	46	ePM1 90 %	303	1090	150	3,2	2
592	592	60	46	ePM1 90 %	694	2500	150	7,3	4

①				②			④	⑤	
B [mm]	H [mm]	T [mm]	Pleat depth	Filter class	qv [l/s]	qv [m³/h]	ΔpA [Pa]	m²	kg
305	610	60	46	ePM10 75 %	389	1400	90	3,8	2
610	610	60	46	ePM10 75 %	833	3000	90	8,2	3
762	610	60	46	ePM10 75 %	1056	3800	90	10,3	4
305	610	60	46	ePM1 65%	389	1400	110	3,8	2
610	610	60	46	ePM1 65%	833	3000	110	8,2	3
762	610	60	46	ePM1 65%	1056	3800	110	10,3	4
305	610	60	46	ePM1 90 %	389	1400	150	3,8	2
610	610	60	46	ePM1 90 %	833	3000	150	8,2	3
762	610	60	46	ePM1 90 %	1056	3800	150	10,3	4

①					②			④	⑤
B [mm]	H [mm]	T [mm]	Pleat depth	Filter class	qv [l/s]	qv [m³/h]	ΔpA [Pa]	m²	kg
305	610	60	50	ePM10 75 %	389	1400	90	4,5	3
610	610	60	50	ePM10 75 %	833	3000	90	9,1	3
762	610	60	50	ePM10 75 %	1056	3800	90	11,4	4
305	610	60	50	ePM1 65%	389	1400	110	4,5	3
610	610	60	50	ePM1 65%	833	3000	110	9,1	3
762	610	60	50	ePM1 65%	1056	3800	110	11,4	4
305	610	60	50	ePM1 90 %	389	1400	150	4,5	3
610	610	60	50	ePM1 90 %	833	3000	150	9,1	3
762	610	60	50	ePM1 90 %	1056	3800	150	11,4	4

①					②			④	⑤
B [mm]	H [mm]	T [mm]	Pleat depth	Filter class	qv [l/s]	qv [m³/h]	ΔpA [Pa]	m²	kg
305	305	78	46	ePM10 75 %	182	655	90	1,8	2
345	345	78	46	ePM10 75 %	240	865	90	2,3	2
435	435	78	46	ePM10 75 %	401	1445	90	3,9	2
457	457	78	46	ePM10 75 %	447	1610	90	4,4	3
535	535	78	46	ePM10 75 %	629	2265	90	6,2	3
575	575	78	46	ePM10 75 %	735	2645	90	7,2	3
305	610	78	46	ePM10 75 %	389	1400	90	3,8	3
610	610	78	46	ePM10 75 %	833	3000	90	8,2	4
305	305	78	46	ePM1 65%	182	655	110	1,8	2
345	345	78	46	ePM1 65%	240	865	110	2,3	2
435	435	78	46	ePM1 65%	401	1445	110	3,9	2
457	457	78	46	ePM1 65%	447	1610	110	4,4	3
535	535	78	46	ePM1 65%	629	2265	110	6,2	3
575	575	78	46	ePM1 65%	735	2645	110	7,2	3
305	610	78	46	ePM1 65%	389	1400	110	3,8	3
610	610	78	46	ePM1 65%	833	3000	110	8,2	4
305	305	78	46	ePM1 90 %	182	655	150	1,8	2
345	345	78	46	ePM1 90 %	240	865	150	2,3	2
435	435	78	46	ePM1 90 %	401	1445	150	3,9	2
457	457	78	46	ePM1 90 %	447	1610	150	4,4	3
535	535	78	46	ePM1 90 %	629	2265	150	6,2	3
575	575	78	46	ePM1 90 %	735	2645	150	7,2	3
305	610	78	46	ePM1 90 %	389	1400	150	3,8	3
610	610	78	46	ePM1 90 %	833	3000	150	8,2	4

①					②			③	④	⑤
B [mm]	H [mm]	T [mm]	Pleat depth	Filter class	qv [l/s]	qv [m³/h]	ΔpA [Pa]	m²	kg	
610	610	30	20	E11	149	535	125	5,1	3	
762	610	30	20	E11	189	680	125	6,4	3	
915	610	30	20	E11	228	820	125	7,7	4	
1220	610	30	20	E11	308	1110	125	10,3	5	
610	610	30	20	H13	149	535	250	5,1	3	
762	610	30	20	H13	189	680	250	6,4	3	
915	610	30	20	H13	228	820	250	7,7	4	
1220	610	30	20	H13	308	1110	250	10,3	5	

①				②		③	④	⑤	
B [mm]	H [mm]	T [mm]	Pleat depth	Filter class	qv [l/s]	qv [m³/h]	ΔpA [Pa]	m²	kg
305	305	78	50	ePM10 75 %	182	655	90	2,2	2
345	345	78	50	ePM10 75 %	240	865	90	2,9	2
435	435	78	50	ePM10 75 %	401	1445	90	4,6	2
457	457	78	50	ePM10 75 %	447	1610	90	5,1	3
535	535	78	50	ePM10 75 %	629	2265	90	7	3
575	575	78	50	ePM10 75 %	735	2645	90	8,1	3
305	610	78	50	ePM10 75 %	389	1400	90	4,5	3
610	610	78	50	ePM10 75 %	833	3000	90	9,2	4
305	305	78	50	ePM1 65%	182	655	110	2,2	2
345	345	78	50	ePM1 65%	240	865	110	2,9	2
435	435	78	50	ePM1 65%	401	1445	110	4,6	2
457	457	78	50	ePM1 65%	447	1610	110	5,1	3
535	535	78	50	ePM1 65%	629	2265	110	7	4
575	575	78	50	ePM1 65%	735	2645	110	8,1	3
305	610	78	50	ePM1 65%	389	1400	110	4,5	3
610	610	78	50	ePM1 65%	833	3000	110	9,2	4
305	305	78	50	ePM1 90 %	182	655	150	2,2	2
345	345	78	50	ePM1 90 %	240	865	150	2,9	2
435	435	78	50	ePM1 90 %	401	1445	150	4,6	2
457	457	78	50	ePM1 90 %	447	1610	150	5,1	3
535	535	78	50	ePM1 90 %	629	2265	150	7	3
575	575	78	50	ePM1 90 %	735	2645	150	8,1	3
305	610	78	50	ePM1 90 %	389	1400	150	4,5	3
610	610	78	50	ePM1 90 %	833	3000	150	9,2	4

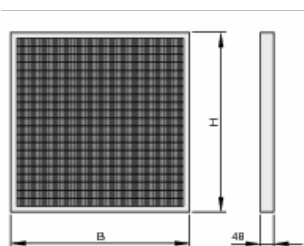


①				②			④	⑤	
B [mm]	H [mm]	T [mm]	Pleat depth	Filter class	qv [l/s]	qv [m³/h]	ΔpA [Pa]	m²	kg
305	305	78	50	E11	72	260	125	2,4	2
345	345	78	50	E11	96	345	125	3,1	2
435	435	78	50	E11	160	575	125	5	2
457	457	78	50	E11	178	640	125	5,5	3
535	535	78	50	E11	250	900	125	7,6	3
835	535	78	50	E11	400	1440	125	11,9	4
1135	535	78	50	E11	551	1985	125	16,2	5
557	557	78	50	E11	272	980	125	8,2	3
575	575	78	50	E11	292	1050	125	8,8	3
305	610	78	50	E11	154	555	125	4,9	3
457	610	78	50	E11	242	870	125	7,4	3
610	610	78	50	E11	331	1190	125	9,9	4
762	610	78	50	E11	418	1505	125	12,4	4
915	610	78	50	E11	507	1825	125	14,9	5
1220	610	78	50	E11	683	2460	125	19,8	6
305	305	78	50	H13	72	260	250	2,4	2
345	345	78	50	H13	96	345	250	3,1	2
435	435	78	50	H13	160	575	250	5	2
457	457	78	50	H13	178	640	250	5,5	3
535	535	78	50	H13	250	900	250	7,6	3
835	535	78	50	H13	400	1440	250	11,9	4
1135	535	78	50	H13	551	1985	250	16,2	5
557	557	78	50	H13	272	980	250	8,2	3
575	575	78	50	H13	292	1050	250	8,8	3
305	610	78	50	H13	154	555	250	4,9	3
457	610	78	50	H13	242	870	250	7,4	3
610	610	78	50	H13	331	1190	250	9,9	4
762	610	78	50	H13	418	1505	250	12,4	4
915	610	78	50	H13	507	1825	250	14,9	5
1220	610	78	50	H13	683	2460	250	19,8	6
305	305	78	50	H14	36	130	120	2,7	2
345	345	78	50	H14	49	175	120	3,5	2
435	435	78	50	H14	81	290	120	5,5	2
457	457	78	50	H14	90	325	120	6,1	3
535	535	78	50	H14	126	455	120	8,4	3
835	535	78	50	H14	203	730	120	13,2	4
1135	535	78	50	H14	281	1010	120	17,9	5
557	557	78	50	H14	139	500	120	9,1	3
575	575	78	50	H14	149	535	120	9,7	3
305	610	78	50	H14	78	280	120	5,5	3
457	610	78	50	H14	124	445	120	8,2	3
610	610	78	50	H14	168	605	120	11	4
762	610	78	50	H14	213	765	120	13,7	4
915	610	78	50	H14	258	930	120	16,5	5
1220	610	78	50	H14	342	1230	120	22	6

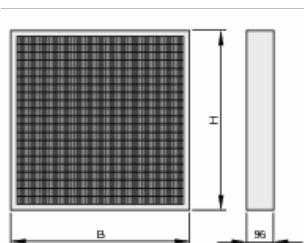
①					②		③	④	⑤
B [mm]	H [mm]	T [mm]	Pleat depth	Filter class	qv [l/s]	qv [m³/h]	ΔpA [Pa]	m²	kg
305	305	150	50	E11	72	260	125	2,1	3
345	345	150	50	E11	96	345	125	2,8	4
435	435	150	50	E11	160	575	125	4,5	5
457	457	150	50	E11	178	640	125	5	5
535	535	150	50	E11	250	900	125	7	6
575	575	150	50	E11	292	1050	125	8,2	7
305	610	150	50	E11	154	555	125	4,4	5
457	610	150	50	E11	242	870	125	6,8	6
610	610	150	50	E11	331	1190	125	9,2	8
762	610	150	50	E11	418	1505	125	11,6	9
915	610	150	50	E11	507	1825	125	14	11
1220	610	150	50	E11	683	2460	125	18,9	13
305	305	150	50	H13	72	260	250	2,1	3
345	345	150	50	H13	96	345	250	2,8	4
435	435	150	50	H13	160	575	250	4,5	5
457	457	150	50	H13	178	640	250	5	5
535	535	150	50	H13	250	900	250	7	6
575	575	150	50	H13	292	1050	250	8,2	7
305	610	150	50	H13	154	555	250	4,4	5
457	610	150	50	H13	242	870	250	6,8	6
610	610	150	50	H13	331	1190	250	9,2	8
762	610	150	50	H13	418	1505	250	11,6	9
915	610	150	50	H13	507	1825	250	14	11
1220	610	150	50	H13	683	2460	250	18,9	13
305	305	150	68	H13	90	325	250	2,8	4
345	345	150	68	H13	119	430	250	3,6	5
435	435	150	68	H13	201	725	250	5,9	5
457	457	150	68	H13	224	805	250	6,6	6
535	535	150	68	H13	314	1130	250	9,2	7
575	575	150	68	H13	367	1320	250	10,7	8
305	610	150	68	H13	194	700	250	5,8	5
457	610	150	68	H13	306	1100	250	8,9	6
610	610	150	68	H13	417	1500	250	12,1	8
762	610	150	68	H13	528	1900	250	15,2	10
915	610	150	68	H13	639	2300	250	18,4	11
1220	610	150	68	H13	861	3100	250	24,7	14
305	305	150	120	H13	128	460	250	4,3	4
345	345	150	120	H13	168	605	250	5,7	5
435	435	150	120	H13	281	1010	250	9,3	5
457	457	150	120	H13	313	1125	250	10,3	6
535	535	150	120	H13	440	1585	250	14,4	7
575	575	150	120	H13	514	1850	250	16,7	8
305	610	150	120	H13	272	980	250	9,1	6
457	610	150	120	H13	428	1540	250	14	7
610	610	150	120	H13	583	2100	250	18,9	9
762	610	150	120	H13	739	2660	250	23,8	11
915	610	150	120	H13	894	3220	250	28,7	12
1220	610	150	120	H13	1206	4340	250	38,6	15
305	305	150	120	H14	69	250	140	4,3	4
345	345	150	120	H14	92	330	140	5,7	5
435	435	150	120	H14	154	555	140	9,3	5
457	457	150	120	H14	171	615	140	10,3	6
535	535	150	120	H14	242	870	140	14,4	7
575	575	150	120	H14	282	1015	140	16,7	8
305	610	150	120	H14	149	535	140	9,1	6
457	610	150	120	H14	233	840	140	14	7
610	610	150	120	H14	319	1150	140	18,9	9
762	610	150	120	H14	404	1455	140	23,8	11
915	610	150	120	H14	490	1765	140	28,7	12
1220	610	150	120	H14	660	2375	140	38,6	15

①				②		③	④	⑤	
B [mm]	H [mm]	T [mm]	Pleat depth	Filter class	qv [l/s]	qv [m³/h]	ΔpA [Pa]	m²	kg
305	305	91	50	H13	72	260	250	2,4	2
345	345	91	50	H13	96	345	250	3,1	2
435	435	91	50	H13	160	575	250	5	2
457	457	91	50	H13	178	640	250	5,5	3
535	535	91	50	H13	250	900	250	7,6	3
835	535	91	50	H13	400	1440	250	11,9	4
1135	535	91	50	H13	551	1985	250	16,2	5
575	575	91	50	H13	292	1050	250	8,8	3
610	610	91	50	H13	331	1190	250	9,9	4
305	305	91	50	H14	36	130	120	2,7	2
345	345	91	50	H14	49	175	120	3,5	2
435	435	91	50	H14	81	290	120	5,5	2
457	457	91	50	H14	90	325	120	6,1	3
535	535	91	50	H14	126	455	120	8,4	3
835	535	91	50	H14	203	730	120	13,2	4
1135	535	91	50	H14	281	1010	120	17,9	5
575	575	91	50	H14	149	535	120	9,7	3
610	610	91	50	H14	168	605	120	11	4

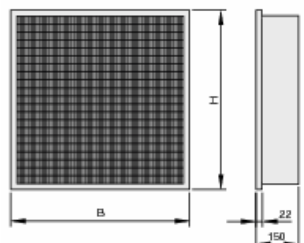
#### MFP-...-PLA



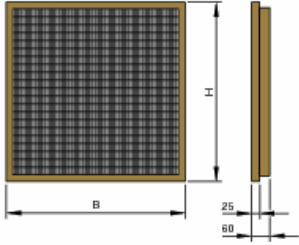
#### Dimensional drawing of MFP-...-PLA



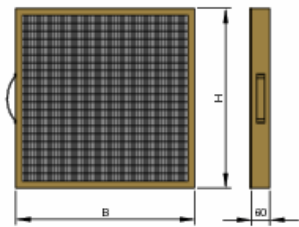
#### Dimensional drawing of MFP-...-PLA



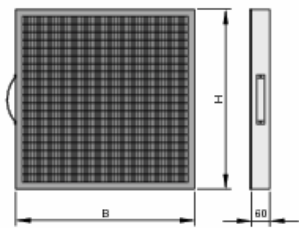
#### MFP-...-MDF



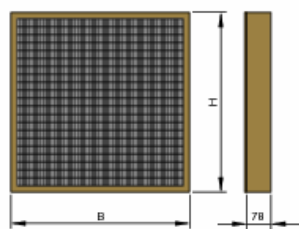
MFP-...-MDF



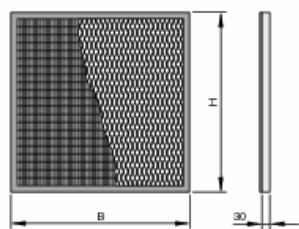
MFP-...-GAL/STA



MFP-...-MDF

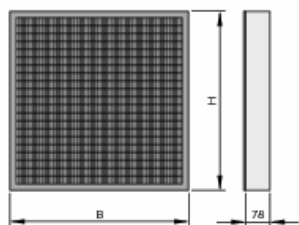


MFP-...-ALN

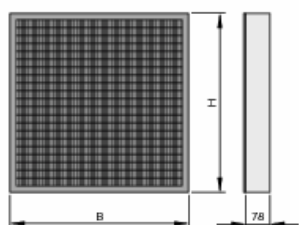


...

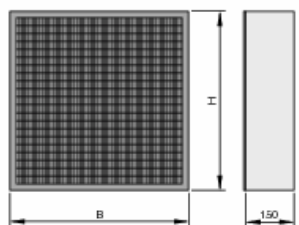
MFP-...-ALZ



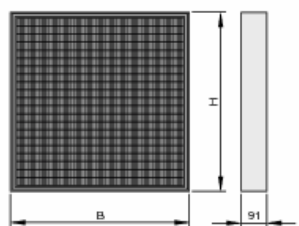
MFP-...-ALZ



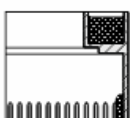
MFP-...-ALY



MFP-...-ALU



Detail of MFP-...-ALU



...

## Lindpro AB

---

□

Berglundavägen 12C  
SE-70236 Örebro  
SVERIGE  
Tel.: +46 (0) 19 12 37 40  
Mobil: 070-587 27 25  
Email: [larsgoran@lindpro.se](mailto:larsgoran@lindpro.se)

## Online tjänster

---

› [Kontakta oss](#)

---

## Service

---

Lindpro AB

Tel.: +46 (0) 19 12 37 40

Mobil: 070-587 27 25

Email: [larsgoran@lindpro.se](mailto:larsgoran@lindpro.se)